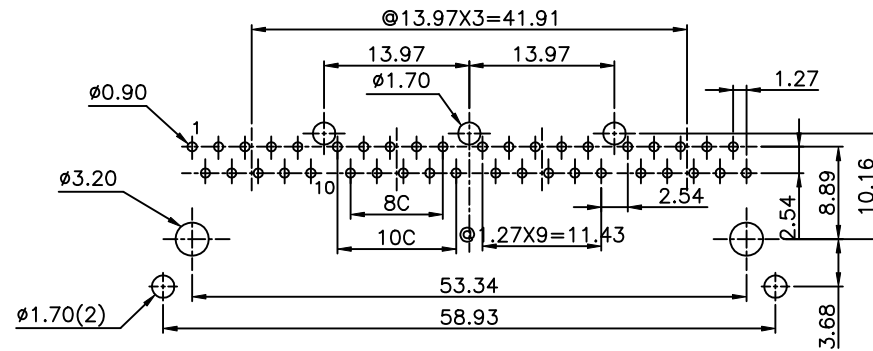
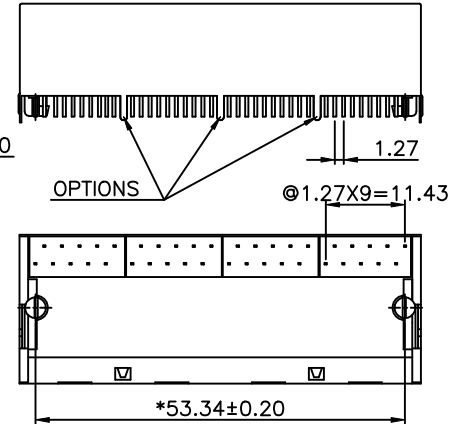
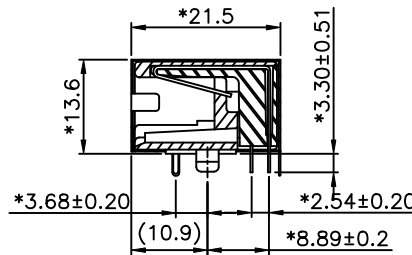
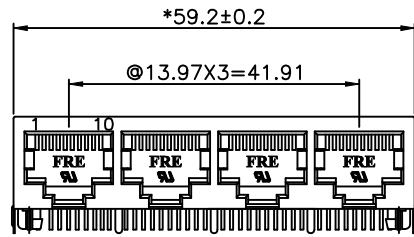


REVISION RECORD				
REV	ECO	DESCRIPTION	DRFT	CHKD
△		ADD P/N	JAMY	
△		ADD P/N	8/12/05	
			11/25/05	



PC Board Layout Component Side Shown

NOTES:

ELECTRICAL:

- VOLTAGE RATING: 125 VAC RMS.
- CURRENT RATING: 1.5 AMP.
- CONTACT RESISTANCE: 50 MILLIOHMS MAX.
- INSULATION RESISTANCE: 1000 MEGOHMS MIN @ 500 VDC.
- DIELECTRIC STRENGTH: 1000 VAC RMS 60Hz, 1MIN.

MECHANICAL:

- HOUSING MATERIAL : FR52 UL 94V-0.
- INSERT MATERIAL : FR52 UL 94V-0.
- CONTACT MATERIAL : PHOSPHOR BRONZE t=0.35mm.
- CONTACT PLATING : GOLD PLATING OVER NICKEL.
- SHIELD PLATING : NICKEL PLATING OVER NICKEL.
- OPERATING LIFE : 750 CYCLES MIN.
- PCB RETENTION PRE-SOLDER : 1 LB MIN.
- PCB RETENTION PRE-SOLDER : 10 LBS MIN

ENVIRONMENTAL:

- STORAGE: -40°C TO +85°C.
- OPERATION: -40°C TO +85°C.
- WAVE SOLDERING TEMPERATURE: 255~265° (5~10 SECONDS)

MATES WITH MODULAR PLUG CONFORMING TO FCC PART 68, SUBPART F.

CUL FILE NO. E163191

ROHS PART NUMBER: E590X-15CXXX-L

- | | |
|----------------|--|
| NO. OF CONTACT | 1- 3u" 2- 6u" 3-15u" |
| 8- 8 CONTACTS | 4-30u" 5-50u" |
| 1-10 CONTACTS | |
| | 47- FRONT PEG 3.68, WITH 3 GROUNDING TABS W/ "FRE" & "UL" LOGO FR52 BLUE |
| | 66- FRONT PEG 3.68, WITH 3 GROUNDING TABS W/ "FRE" LOGO FR52 BK |
| △ | 56- FRONT PEG 3.68, WITH 1 GROUNDING TABS W/O PANEL STOP W/ "FRE" LOGO FR52 BK |

DETACHED LISTS	MM (INCH)	DFTO JAMY	DATE 3/24/05
	TOLERANCES EXCEPT AS NOTED	CHKDYICHN	DATE 2005/11/25
		MFO	DATE
		APPVL LUSHENO	DATE 2005/11/25
	MM		
	.0 ±0.20	±	
	.00 ±0.15	±	
	.000 ±0.075	±	
	ANGLES ±	QT'Y :	
	THIRD ANGLE PROJECTION	FINISH :	
		SCALE : 1.5:1	

FULL RISE ELECTRONIC CO., LTD			
TITLE			
20.57 SIDE ENTRY PCB JACK 10P			
DRAWING NO. GE593021-LA		SIZE	REV
/PART NO. SEE NOTE		A3	2
DO NOT SCALE DRAWING		SHEET X	OF Y