

TABLE of CONTENTS

ISOLATION TRANSFORMERS

10BASE-T FOR ADAPTER CARDS, MAUS, HUBS AND MOTHERBOARD APPLICATIONS

Electrical Specifications: Surface Mount and Through Hole2

ETHERNET AUI TRANSFORMERS

Electrical Specifications: Surface Mount and Through Hole3

APPLICATION CIRCUITS

10Base-T4

Ethernet5

SCHEMATICS6

MECHANICALS

Surface Mount8

Through Hole10

ISOLATION TRANSFORMERS FOR 10BASE-T

For Adapter Cards, MAUs, Hubs, and Motherboard Applications



- ⊕ For RoHS part add suffix **NL**⁴
- ⊕ RoHS “**NL**” peak solder rating 260°C, non-RoHS peak solder rating 235°C
- ⊕ Meets IEEE 802.3 specification
- ⊕ Available with common mode chokes for EMI suppression
- ⊕ Through hole, auto-insertable, 16-pin DIP package

Electrical Specifications @ 25°C — Operating Temperature 0°C to 70°C


Part Number	RoHS ⁴	Turns Ratio (±5%)		Primary Pins	Common Mode Choke	Sine Wave Inductance OCL ¹ (μH MIN)	Interwinding Capacitance C _{ww} ¹ (pF MAX)	Leakage Inductance L _L ¹ (μH MAX)	DCR (Ω MAX)	Hipot (Vrms)	Schem.	Mech.	
		Transmit	Receive										
SURFACE MOUNT²												pages 6-7	pages 8-9
23Z114SM	5, 6c	1CT:1CT	1CT:1CT	1-3/6-8		200	12	0.3	0.3	2000	T4	SMT5	
23Z128SM	5, 6c	1CT:1.414CT	1CT:1CT	6-8/1-3		200	15	0.5	0.4	2000	T4	SMT5	
23Z356SM	5, 6c	1CT:1.414CT	1CT:1CT	6-8/1-3	X	200	12	0.5	0.6	2000	T7	SMT5	
23Z435SM	5, 6c	2CT:1CT	1CT:1CT	1-3/6-8		100	10	0.4	0.5	2000	T4	SMT5	
23Z467SM	5, 6c	1CT:2CT	1CT:1CT	6-8/1-3	X	140	12	0.2	0.6	2000	T7	SMT5	
E2023	NL ^{6a}	1CT: 2.5CT	1CT: 1CT	6-8/1-3	X	200	15	0.5	0.4	2000	T10	SMT4	
E4001	5, 6c	1CT:2CT	1CT:1CT	6-8/1-3	X	112	8	0.3	0.8	3000	T5	SMT4	
E4005	5, 6c	1CT: 2.5CT	1CT: 1CT	6-8/1-3	X	200	10	0.4	0.5	1500	T10	SMT4	
E5017	5, 6c	1CT:1CT	1CT:1CT	1-3/6-8	X	200	10	0.25	1.0	1500	T6	SMT4	
EX2024 ³	5, 6a	1CT: 2.5CT	1CT:1CT	6-8/1-3	X	350	30	0.8	0.6	2000	T10	SMT4	
PE-65454	5, 6a	1:1.414	1:1	3-4/1-2		140	12	0.2	0.4	2000	T1	SMT2	
PE-65726	5, 6c	1CT:1CT	1CT:1CT	1-3/6-8		200	10	0.2	0.3	2000	T4	SMT4	
PE-65745	5, 6c	1CT: 1.414CT	1CT:1CT	6-8/1-3		140	12	0.2	0.3	2000	T4	SMT4	
PE-68023	5, 6c	1CT:2CT	1CT:1CT	1-3/6-8	X	200	12	0.3	1.0	1500	T6	SMT4	
PE-68041	5, 6c	1CT:2CT	1CT:1CT	6-8/1-3		112	8	0.3	0.5	1500	T4	SMT4	
PE-68042	5, 6c	2.828CT:1	1:1	2-4/7-9		200	14	1	0.5	1500	T9	SMT1	
PE-68048	5, 6c	1CT: 1.414CT	1CT:1CT	6-8/1-3	X	110	15	0.4	1.0	1500	T5	SMT4	
PE-68052	5, 6c	2CT:1CT	1CT:1CT	1-3/6-8	X	140	12	0.3	1.0	1500	T6	SMT4	
PE-68810	5, 6c	—	1:1 (4X)	1-2/3-4		140	12	0.2	0.4	2000	T3	SMT4	
PE-68820	5, 6c	1:1.414 (4X)	—	1-2/3-4 5-6/7-8		140	12	0.2	0.4	2000	T3	SMT4	
THROUGH HOLE												pages 6-7	page 10
23Z128	5, 6a	1CT: 2CT	1CT:1CT	6-8/1-3		140	15	0.5	0.4	2000	T4	TH3	
23Z435	5, 6a	2CT:1CT	1CT:1CT	1-3/6-8		80	10	0.4	0.5	2000	T4	TH3	
PE-65263	5, 6a	1CT:1CT	1CT:1CT	1-3/6-8		200	15	0.25	0.3	2000	T4	TH4	

NOTES:

1. OCL, C_{ww} and L_L are measured at 20 mVrms, 100 kHz.
2. For Tape & Reel packaging, add a suffix “T” to the end of the part number when ordering. e.g. E2023T.
3. Part numbers denoted “EX” are extended temperature parts -40°C to 85°C, electrical specifications @ 25°C.
4. Add suffix **NL** for RoHS compliant parts, e.g: E2023 changes to E2023**NL** or E2023**NLT** (for Tape & Reel).
5. Contact Pulse for RoHS compliant part availability.
6. MSL=Moisture Sensitivity Level a=1 b=2 c=3 d=4 e=5.

ISOLATION TRANSFORMERS FOR ETHERNET

AUI Transformers



- ⊕ For RoHS part add suffix **NL**⁴
- ⊕ RoHS “NL” peak solder rating 260°C, non-RoHS peak solder rating 235°C
- ⊕ Low leakage inductance and coupling capacitance for faster rise times
- ⊕ Small form factor, 50 mil lead spacing
- ⊕ Through hole, auto-insertable, 16-pin DIP package

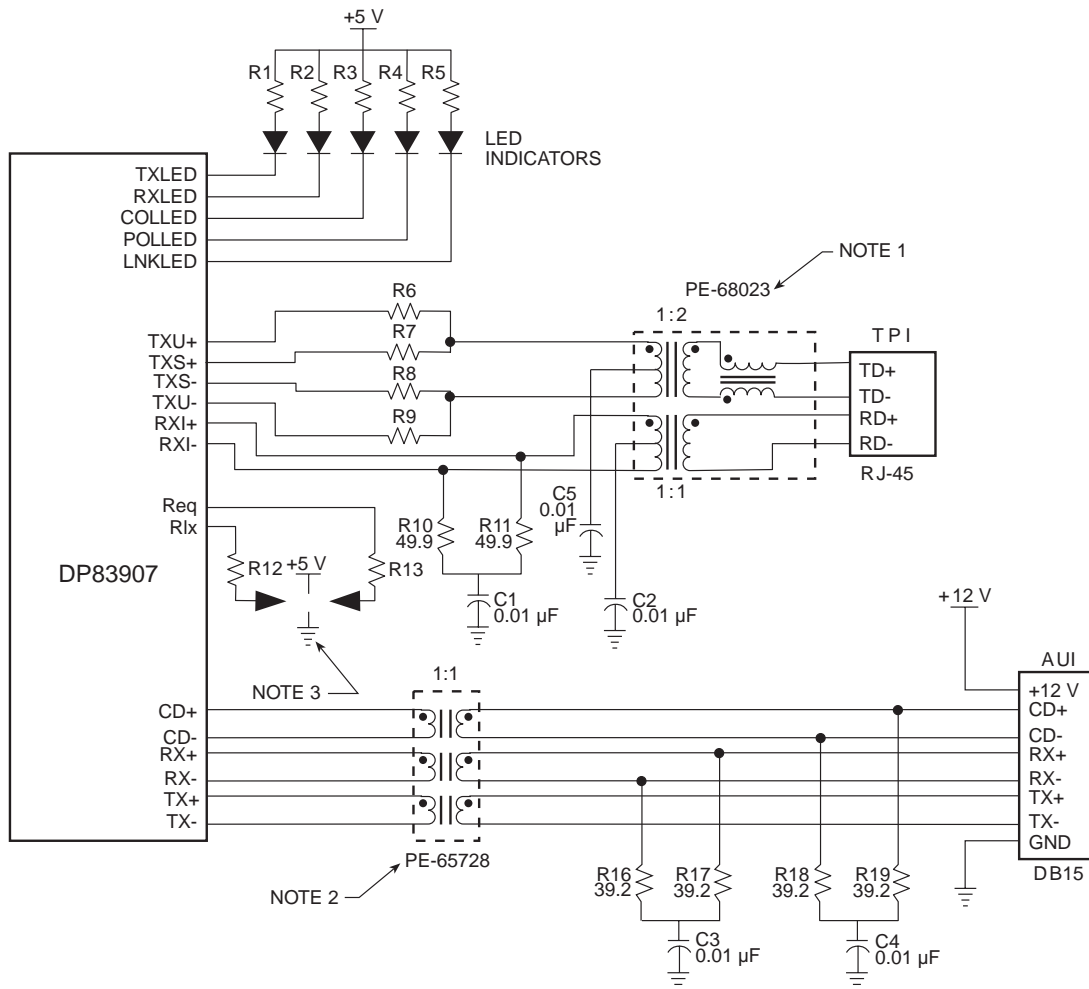
Electrical Specifications @ 25°C — Operating Temperature 0°C to 70°C

Part ³ Number	RoHS ⁴	Turns Ratio (±5%)	Primary Pins	Primary Sine Wave OCL ¹ (μH ±20%)	Primary ET-Constant (V-μs MIN)	Rise Time ² (ns MAX)	Interwinding Capacitance C _{ww} ¹ (pF MAX)	Leakage Inductance L _L ¹ (μH MAX)	DCR (Ω MAX)	Schem.	Mech.	Hipot (Vrms)	
SURFACE MOUNT³												pages 6-7	pages 8-9
23Z90SM	5, 6c	1:1	1-2/4-5/7-8	75	2.4	3.0	10	0.20	0.20	T2	SMT5	2000	
23Z91SM	5, 6c	1:1	1-2/4-5/7-8	100	2.4	3.0	10	0.20	0.30	T2	SMT5	2000	
23Z108SM	5, 6c	1:1	1-2/4-5/7-8	350	2.5	3.5	16	0.30	0.35	T2	SMT5	2000	
E6002	5, 6c	1:1	1-2/4-5/7-8	40 (MIN)	2.1	3.0	8	0.20	0.25	T2	SMT4	2000	
PE-65723	5, 6c	1:1	1-2/4-5/7-8	75	1.8	3.0	8	0.20	0.30	T2	SMT4	2000	
PE-65727	5, 6c	1:1	1-2/4-5/7-8	150	1.2	3.0	12	0.20	0.30	T2	SMT4	2000	
PE-65728	5, 6c	1:1	1-2/4-5/7-8	100	1.8	3.0	9	0.20	0.30	T2	SMT4	2000	
PE-68801	5, 6c	1:1	1-2/3-4/5-6	75	1.8	3.0	12	0.20	0.30	T8	SMT3	2000	
THROUGH HOLE												pages 6-7	page 10
PE-64102	5, 6a	1:1	1-2/4-5/7-8	75	2.1	3.0	10	0.20	0.20	T2	TH4	500	
PE-64103	5, 6a	1:1	1-2/4-5/7-8	100	2.1	3.0	10	0.20	0.30	T2	TH4	500	
PE-64104	5, 6a	1:1	1-2/4-5/7-8	150	2.1	3.5	12	0.20	0.30	T2	TH4	500	
PE-64107	5, 6a	1:1	1-2/4-5/7-8	75	2.4	3.5	10	0.25	0.30	T2	TH2	2000	
PE-64108	5, 6a	1:1	1-2/4-5/7-8	100	2.1	3.5	10	0.25	0.40	T2	TH2	2000	
PE-64109	5, 6a	1:1	1-2/4-5/7-8	150	3.0	3.0	15	0.20	0.45	T2	TH2	2000	
PE-64502	5, 6a	1:1	1-2/4-5/7-8	75	2.1	3.0	10	0.20	0.20	T2	TH4	2000	
PE-64503	5, 6a	1:1	1-2/4-5/7-8	100	2.1	3.0	10	0.20	0.30	T2	TH4	2000	

NOTES:

1. OCL, C_{ww} and L_L are measured at 20 mVrms, 100 kHz.
2. Rise time is measured in 75 Ω systems.
3. For Tape & Reel packaging, add a suffix “T” to the end of the part number when ordering. e.g. PE-65723T.
4. Add suffix **NL** for RoHS compliant parts, e.g: 23Z91SM changes to 23Z91SMNL or 23Z91SMNLT (for Tape & Reel).
5. Contact Pulse for RoHS compliant part availability.
6. MSL=Moisture Sensitivity Level a=1 b=2 c=3 d=4 e=5.

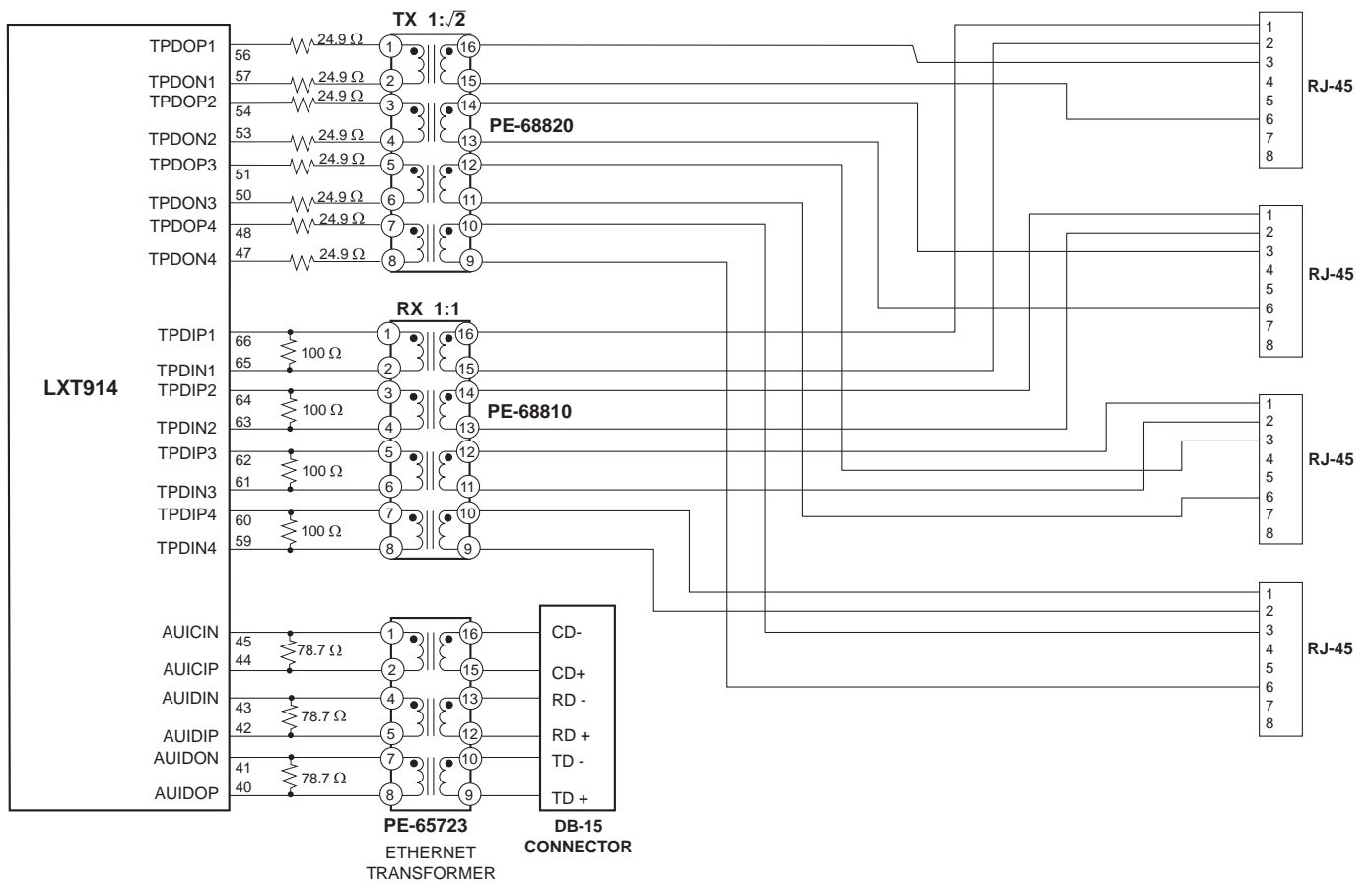
Typical Application Circuit



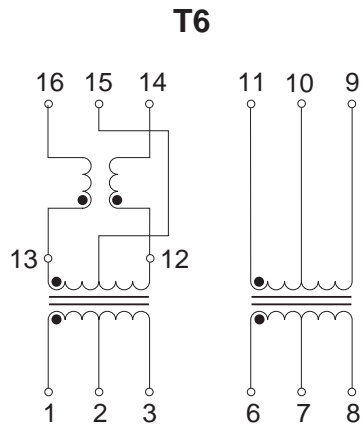
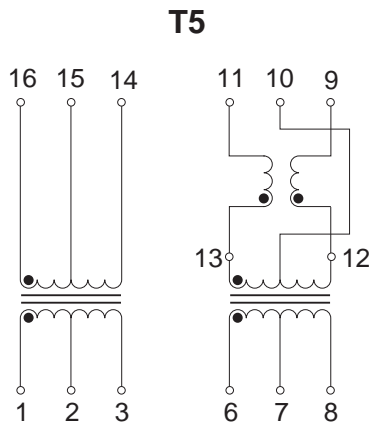
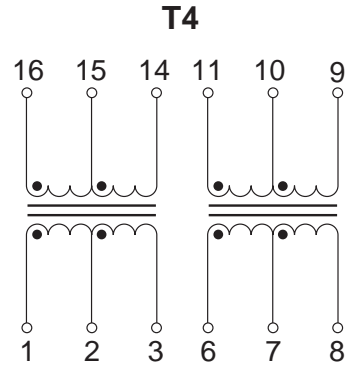
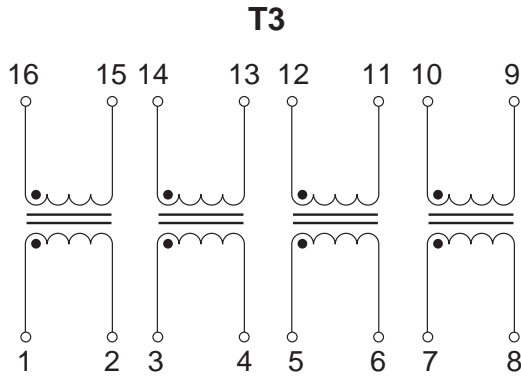
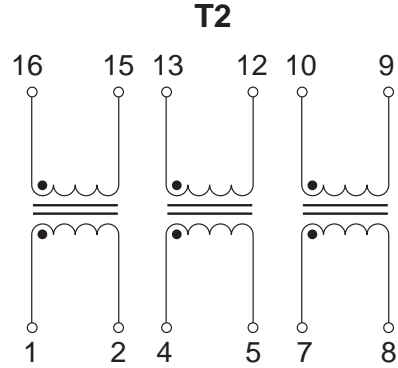
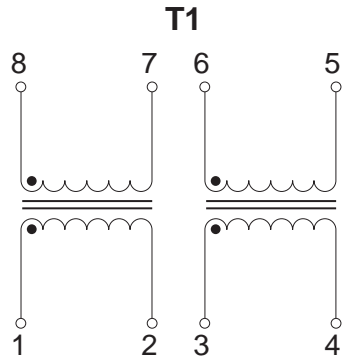
NOTES:

1. Connections at pins 12 and 13 apply to PE-68023 only. These are test points. **Do not ground.**
2. For specific information, see pages 2 and 3 in this catalog.
3. For specific connection, refer to National's Application Notes.

Typical 10Base-T Application Circuit

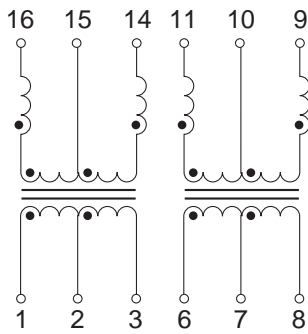


Schematics

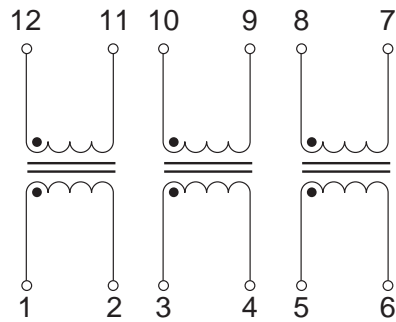


Schematics (continued)

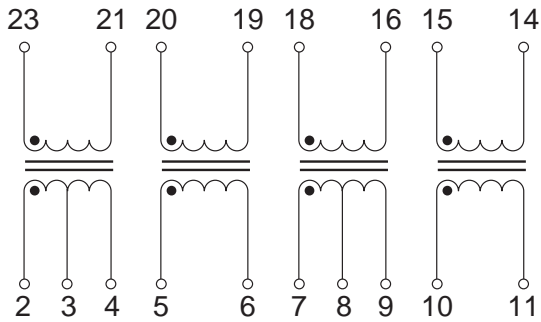
T7



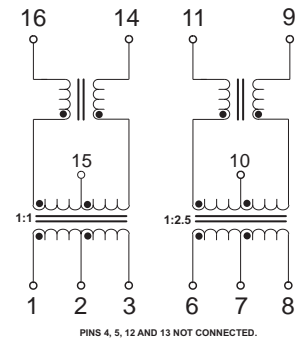
T8



T9

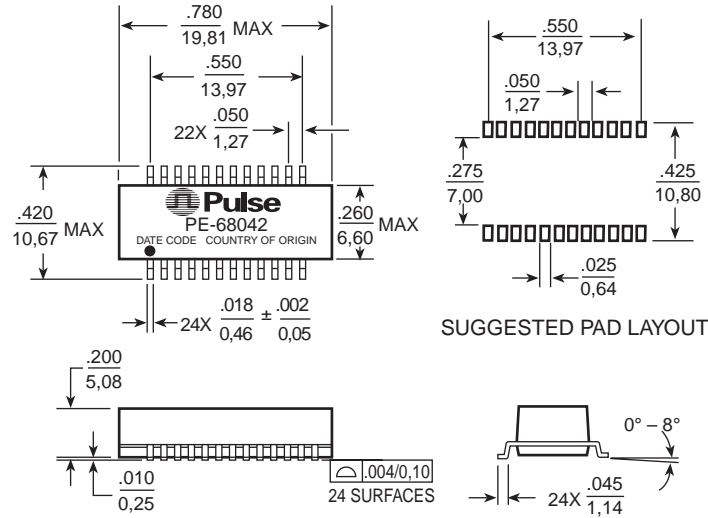


T10



Surface Mount Mechanicals

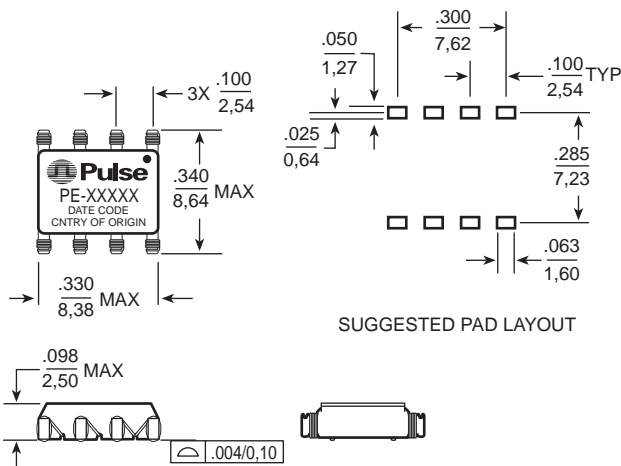
SMT1



Dimensions: Inches
mm
Unless otherwise specified,
all tolerances are ± .010
0,25

Weight 1.15 grams
Tube25/tube
Tape & Reel350/reel

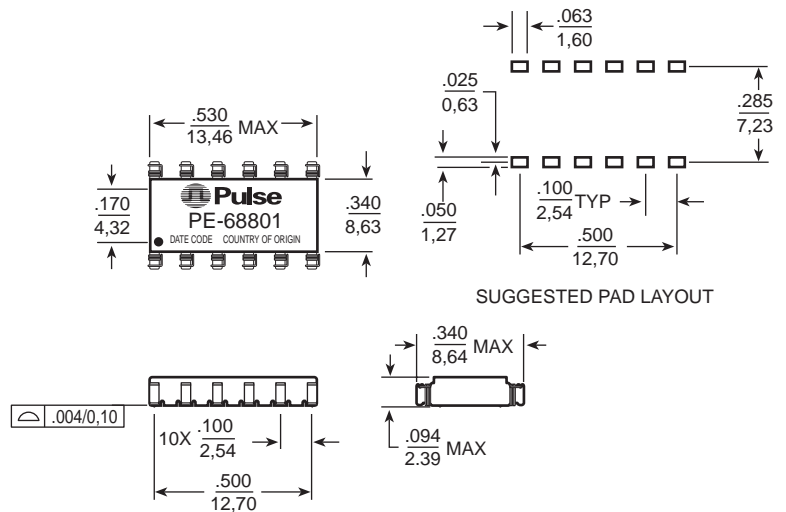
SMT2



Weight022 grams
Tube60/tube
Tape & Reel1500/reel

Dimensions: Inches
mm Unless otherwise specified, all tolerances are ± .010
0,25

SMT3

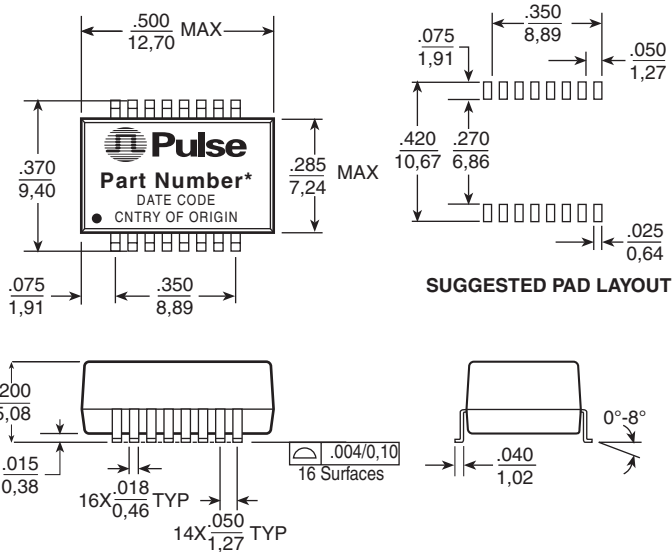


Weight028 grams
Tube35/tube
Tape & Reel1500/reel

Surface Mount Mechanicals *(continued)*

SMT4

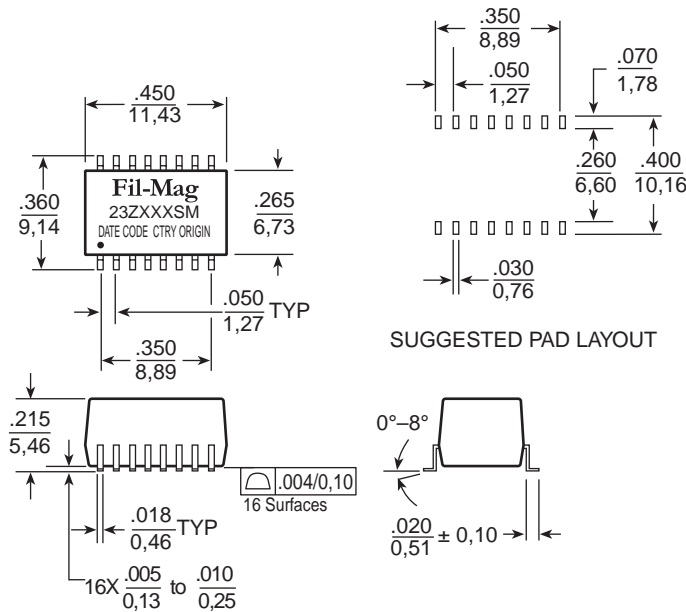
*PE-6XXXX, EXXX, EX2XXX


Dimensions: $\frac{\text{Inches}}{\text{mm}}$

 Unless otherwise specified, all tolerances are $\pm \frac{.010}{0,25}$
Weight082 grams

Tube40/tube

Tape & Reel900/reel

SMT5

Dimensions: $\frac{\text{Inches}}{\text{mm}}$

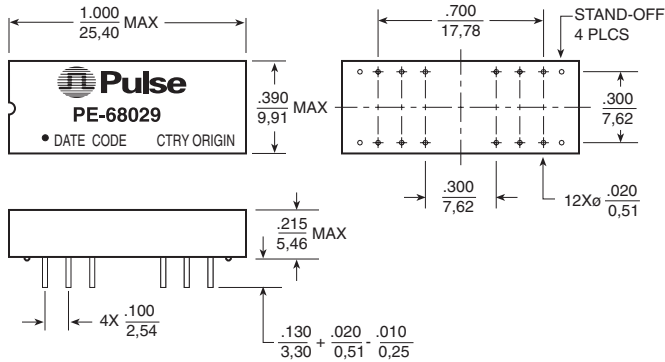
 Unless otherwise specified, all tolerances are $\pm \frac{.005}{0,13}$
Weight085 grams

Tube50/tube

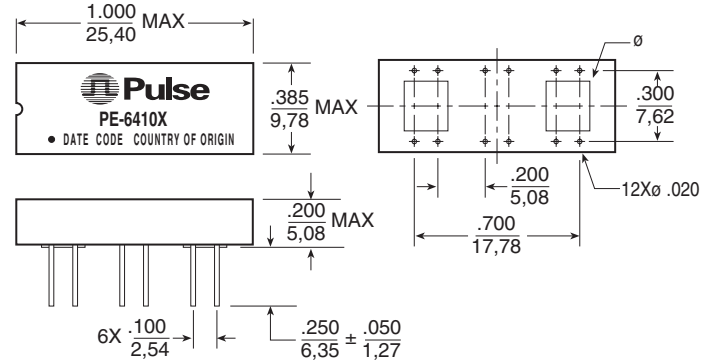
Tape & Reel750/reel

Through Hole Mechanicals

TH1



TH2

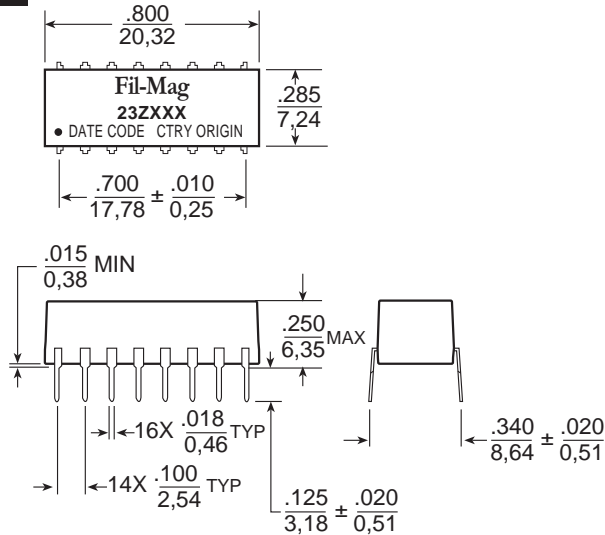


Weight 2.17 grams
 Tube20/tube

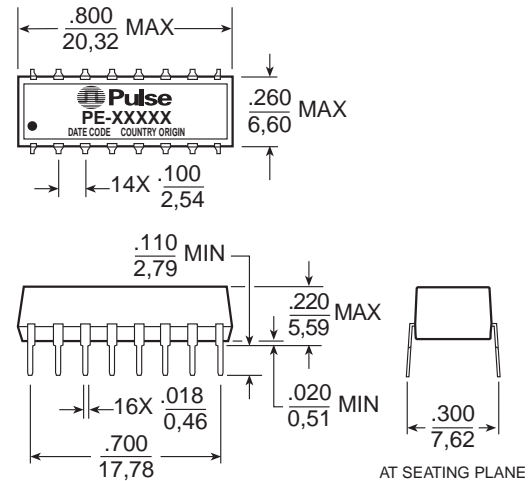
Dimensions: $\frac{\text{Inches}}{\text{mm}}$ Unless otherwise specified, all tolerances are $\pm \frac{.010}{0,25}$

Weight 2.18 grams
 Tube20/tube

TH3



TH4



Weight 1.7 grams
 Tube28/tube

Dimensions: $\frac{\text{Inches}}{\text{mm}}$
 Unless otherwise specified, all tolerances are $\pm \frac{.005}{0,13}$

Dimensions: $\frac{\text{Inches}}{\text{mm}}$
 Unless otherwise specified, all tolerances are $\pm \frac{.010}{0,25}$

For More Information:

UNITED STATES (Worldwide)	UNITED KINGDOM (Northern Europe)	FRANCE (Southern Europe)	SINGAPORE (Southern Asia)	TAIWAN, R.O.C. (Northern Asia)	HONG KONG (China/Hong Kong)	DISTRIBUTOR
12220 World Trade Drive San Diego, CA 92128 U.S.A. http://www.pulseeng.com TEL: 858 674 8100 FAX: 858 674 8262	3 Huxley Road Surrey Research Park Guildford, Surrey GU2 5RE United Kingdom TEL: 44 1483 401700 FAX: 44 1483 401701	Zone Industrielle F-39270 Orgelet France TEL: 33 3 84 35 04 04 FAX: 33 3 84 25 46 41	150 Kampong Ampat #07-01/02 KA Centre Singapore 368324 TEL: 65 6287 8998 FAX: 65 6280 0080	3F-4, No. 81, Sec. 1 HsinTai Wu Road Hsi-Chih, Taipei Hsien Taiwan, R.O.C. Tel: 886 2 2698 0228 FAX: 886 2 2698 0948	Unit 11, 11/F Wah Lai Industrial Centre 10-14 Kwei Tei Street, Fotan, Shatin, Hong Kong TEL: 852 2788 6588 FAX: 852 2776 1055	

Performance warranty of products offered on this data sheet is limited to the parameters specified. Data is subject to change without notice. Other brand and product names mentioned herein may be trademarks or registered trademarks of their respective owners.
 © Copyright, 2005. Pulse Engineering, Inc. All right reserved.