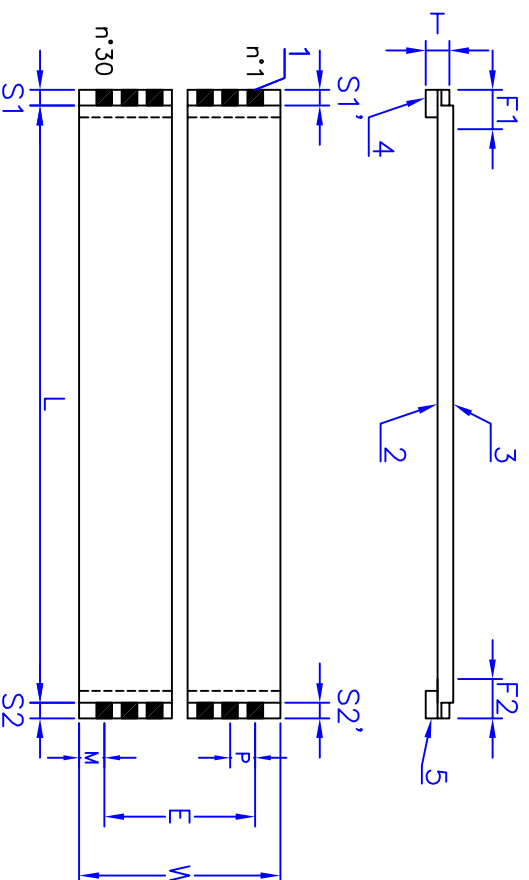


REV	MODIFICATIONS	DRAWN BY	CHECKED BY	DATE
AA	CREATION	TOH	JZ	12/08/2009

### CHARACTERISTICS

ITEMS	VALUE	TEST METHOD
Resistance of conductor	1460 Ohm/km max	-
Conductor to conductor insulation resistance	10 MOhm.m min	500 V DC
Dielectric test (conductor to conductor)	1 minute	200 V AC
Temperature rating	105 °C	-
Voltage rating	60 V AC max	-
Flame resistance	VW - 1	UL 758



### DIMENSIONS


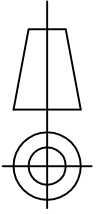
ITEMS	UNITS	SPECIFICATIONS
Number of conductors	-	30
Pitch	MM	0,50 ± 0,05
Span	MM	14,50 ± 0,10
Total width	MM	15,50 ± 0,10
Margin	MM	0,50 ± 0,10
Strip length	MM	2 ± 0,5
Strip length	MM	2 ± 0,5
End thickness	MM	0,30 ± 0,05
Insulated length	MM	76 ± 3
Reinforcement length	MM	3,5 ± 1,5
Reinforcement length	MM	3,5 ± 1,5
Strip difference S-S'	MM	0,30 max

### COMPOSITION

COMPONENTS	UNITS	SPECIFICATIONS	Item
Conductor	Material	Tin plated copper (2 µm typ)	1
	Dimensions	0,30x0,05 mm nominal	
Insulation	Material	Polyester+flame retardant adhesive insulation	2 3
	Thickness	0,043 mm nominal	
	Material	Blue polyester	
Reinforcement tape	Material	Blue polyester	4 5
	Thickness	0,23 mm nominal	

### STORAGE CONDITIONS

Pieces packaged in original packaging  
 Temperature: -20°C to +40°C  
 Relative humidity: 70% max  
 Storage duration: 1 year max

UNLESS OTHERWISE SPECIFIED DIMENSIONS : MM ANGLES : °		 <b>axon'</b> KABEL & VERBINDUNGSSYSTEME AXON' KABEL GmbH 71229 LEONBERG TEL : +49 7152 97992-0 FAX : +49 7152 97882-86 www.axon-cable.com	
PRO CAD 4.0/Janvier 2001/FL-LM	CUSTOMER N°	TITLE :	FCC0.50A30/0076E2.0-2.0-03.5-03.5FABB cont. insul spe tol
FILE N° SU09526A.dwg	SIZE A4	AXON'SA N° SJ09526	REV A A Prod. Doc. SHEET 1 of 1
 SCALE : N.D.			

This drawing is the property of Axon', and is issued on the condition that it is not copied or disclosed to any third party without prior written consent from Axon Cable