

General Purpose Power Entry Module with Fuses

SCHAFFNER
energy efficiency and reliability



- Rated currents up to 10A
- For one or two fuses
- Optional safety version (A type)
- Optional medical versions (B type) according to IEC/EN 60601-1
- Snap-in versions (S type)

Approvals

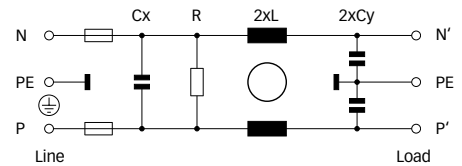


Technical specifications

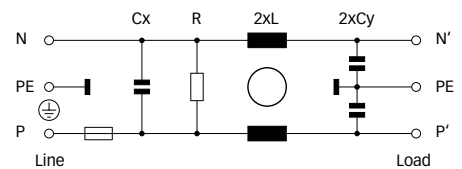
Maximum continuous operating voltage:	250VAC, 50/60Hz
Operating frequency:	dc to 400Hz
Rated currents:	1 to 10A @ 40°C max.
High potential test voltage:	P → PE 2000VAC for 2 sec (standard types) P → PE 2500VAC for 2 sec (B types) P → N 760VAC for 2 sec (standard types) P → N 1700VDC for 2 sec (B types)
Protection category:	IP40 according to IEC 60529
Temperature range (operation and storage):	-25°C to +85°C (25/85/21)
Design corresponding to:	UL 1283, CSA 22.2 No. 8 1986, IEC/EN 60939
Flammability corresponding to:	UL 94V-2 or better
MTBF @ 40°C/230V (Mil-HB-217F):	2,200,000 hours
Fuse holder:	1 or 2 fuses (Ø5 x 20mm)

Typical electrical schematic

FN 9260 (B types without Y-capacitors)



FN 261



The FN 9260 power entry module combines an IEC inlet, mains filter with excellent filter attenuation and fuses in a small form factor. Choosing FN 9260 product line brings you rapid availability of a standard filter associated with the necessary safety acceptances. Standard IEC connector filters are a practical solution helping you to pass EMI system approval in a short time. A wide selection on amperage ratings, output connections, mounting possibilities and filters for medical applications are designed to offer you the desired solution.

Features and benefits

- Exceptional conducted attenuation performance, based on chokes with high saturation resistance and excellent thermal behavior.
- B types comply with the requirements of IEC/EN 60601-1 for creepage and clearance, leakage current and high potential testing.
- Versions up to 10A are available with fuse holder for one or two fuses.
- Custom-specific versions are available on request.

Typical applications

- Portable electrical and electronic equipment
- Medical equipment
- Small to medium-sized machines and household equipment
- Single-phase power supplies, switch-mode power supplies
- Test and measurement equipment

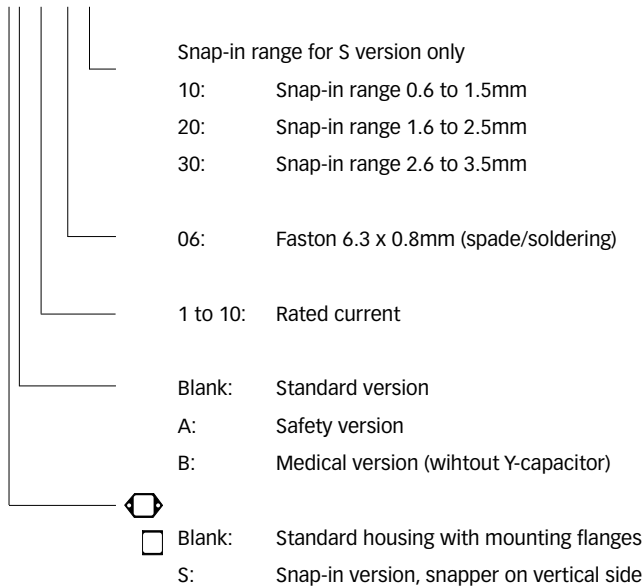
Filter selection table

Filter	Rated current @ 40°C (25°C)	Leakage current* @ 230VAC/50Hz	Inductance L	Capacitance		Resistance R	Input/Output connections	Fuses [Qty]	Weight [g]
	[A]	[μA]	[mH]	Cx [μF]	Cy [nF]	[kΩ]			
FN 9260x-1-06-y	1 (1.2)	373	5.3	0.1	2.2	1000	-06	2	55
FN 9260x-2-06-y	2 (2.3)	373	2.7	0.1	2.2	1000	-06	2	55
FN 9260x-4-06-y	4 (4.6)	373	1.0	0.1	2.2	1000	-06	2	55
FN 9260x-6-06-y	6 (6.9)	373	0.3	0.1	2.2	1000	-06	2	55
FN 9260x-10-06-y	10 (11.5)	373	0.2	0.1	2.2	1000	-06	2	55
FN 9260xA1-1-06-y	1 (1.2)	37	5.3	0.1	0.22	1000	-06	2	55
FN 9260xA-2-06-y	2 (2.3)	74	2.7	0.1	0.47	1000	-06	2	55
FN 9260xA-4-06-y	4 (4.6)	74	1.0	0.1	0.47	1000	-06	2	55
FN 9260xA-6-06-y	6 (6.9)	74	0.3	0.1	0.47	1000	-06	2	55
FN 9260xA-10-06-y	10 (11.5)	74	0.2	0.1	0.47	1000	-06	2	55
FN 9260xB-1-06-y	1 (1.2)	2	5.3	0.1		1000	-06	2	55
FN 9260xB-2-06-y	2 (2.3)	2	2.7	0.1		1000	-06	2	55
FN 9260xB-4-06-y	4 (4.6)	2	1.0	0.1		1000	-06	2	55
FN 9260xB-6-06-y	6 (6.9)	2	0.3	0.1		1000	-06	2	55
FN 9260xB-10-06-y	10 (11.5)	2	0.2	0.1		1000	-06	2	55
FN 261x-1-06-y	1 (1.2)	373	5.3	0.1	2.2	1000	-06	1	55
FN 261x-2-06-y	2 (2.3)	373	2.7	0.1	2.2	1000	-06	1	55
FN 261x-4-06-y	4 (4.6)	373	1.0	0.1	2.2	1000	-06	1	55
FN 261x-6-06-y	6 (6.9)	373	0.3	0.1	2.2	1000	-06	1	55
FN 261x-10-06-y	10 (11.5)	373	0.2	0.1	2.2	1000	-06	1	55

* Maximum leakage under normal operating conditions. Note: if the neutral line is interrupted, worst case leakage could reach twice this level.

Product selector

FN 9260xx-yy-yy-y

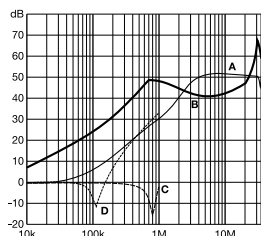


For example: FN 9260-1-06-10, FN 9260SB-10-06-20, FN 261S-6-06-30

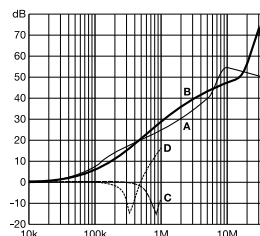
Typical filter attenuation

Per CISPR 17; A = 50Ω/50Ω sym; B = 50Ω/50Ω asym; C = 0.1Ω/100Ω sym; D = 100Ω/0.1Ω sym

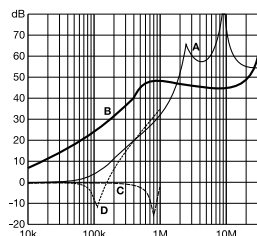
FN 9260: 1 to 4A types



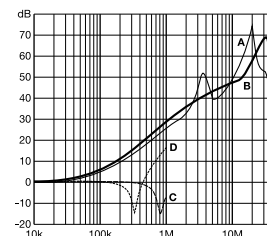
FN 9260: 6 and 10A types



FN 261: 1 to 4A types

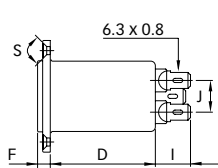
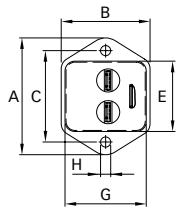


FN 261: 6 and 10A types

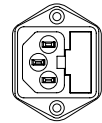


Mechanical data

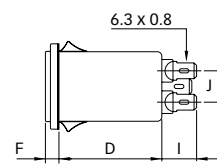
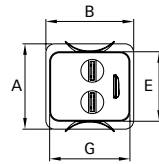
FN 9260 / FN 261



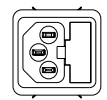
IEC plug type
C14



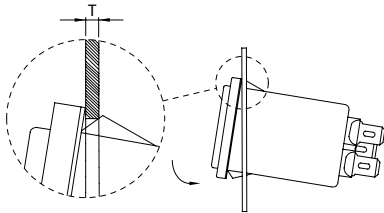
FN 9260S / FN 261S



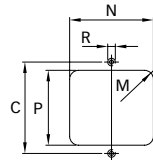
IEC plug type
C14



Installation



Panel cut out



Dimensions

	FN 9260 FN 261	FN 9260S FN 261S	Tolerances
A	46	34	±0.3
B	35	35	±0.3
C	36		±0.3
D	41	41	±0.3
E	27.8	27.8	+0.3/-0
F	5.5	5.5	±0.3
G	32	32	+0.3/-0
H	Ø3.2		±0.1
I	13.8	13.8	
J	12.5	12.5	±0.3
M	R ≤ 3.5	R ≤ 3.5	
N	33	33	+0.3/-0
P	29	29.5	±0.3
R	M3		
S	90°		
T*		0.6 - 1.5	
T*		1.6 - 2.5	
T*		2.6 - 3.5	

* For selecting the panel thickness, please refer to the filter selector table.

All dimensions in mm; 1 inch = 25.4mm

Tolerances according: ISO 2768-m / EN 22768-m

**Headquarters and
global innovation and
development center**

Schaffner Group
Nordstrasse 11
4542 Luterbach
Switzerland
T +41 32 681 66 26
F +41 32 681 66 30
info@schaffner.ch
www.schaffner.com

Sales and application centers

China
Schaffner EMC Ltd. Shanghai
Building 11, Lane 1365
East Kangqiao Road
Shanghai 201319
T +86 21 6813 9855
F +86 21 6813 9811
cschina@schaffner.com
www.schaffner.com

Germany
Schaffner Deutschland GmbH
Schoemperlenstrasse 12B
76185 Karlsruhe
T +49 721 56910
F +49 721 569110
germanysales@schaffner.com

Finland
Schaffner Oy
Tynninkuja 7
08700 Lohja
T +358 19 35 72 71
F +358 19 32 66 10
finlandsales@schaffner.com

France
Schaffner EMC S.A.S.
112, Quai de Bezons
95103 Argenteuil
T +33 1 34 34 30 60
F +33 1 39 47 02 28
francesales@schaffner.com

Italy
Schaffner EMC S.r.l.
Via Galileo Galilei, 47
20092 Cinisello Balsamo (MI)
T +39 02 66 04 30 45/47
F +39 02 61 23 943
italysales@schaffner.com

Japan
Schaffner EMC K.K.
Mitsui-Seimei Sangenjaya Bldg. 7F
1-32-12, Kamiyama, Setagaya-ku
Tokyo 154-0011
T +81 3 5712 3650
F +81 3 5712 3651
japansales@schaffner.com
www.schaffner.jp

Sweden
Schaffner EMC AB
Turebergstorg 1, 6
19147 Sollentuna
T +46 8 5792 1121/22
F +46 8 92 96 90
swedensales@schaffner.com

Switzerland
Schaffner EMV AG
Nordstrasse 11
4542 Luterbach
T +41 32 681 66 26
F +41 32 681 66 41
sales@schaffner.ch

Singapore
Schaffner EMC Pte Ltd.
Blk 3015A Ubi Road 1
05-09 Kampong Ubi Industrial
Estate
T +65 6377 3283
F +65 6377 3281
singaporesales@schaffner.com

Spain
Schaffner EMC España
Calle Caléndula 93,
Miniparc III, Edificio E
El Soto de la Moraleja,
Alcobendas
28109 Madrid
T +34 618 176 133
spainsales@schaffner.com

Taiwan
Schaffner EMV Ltd.
6th Floor, No 413
Rui Guang Road
Neihu District
Taipei City 114
T +886 2 87525050
F +886 2 87518086
taiwansales@schaffner.com

Thailand
Schaffner EMC Co. Ltd.
Northern Region Industrial Estate
67 Moo 4 Tambon Ban Klang
Amphur Muang P.O. Box 14
Lamphun 51000
T +66 53 58 11 04
F +66 53 58 10 19
thailandsales@schaffner.com

UK
Schaffner Ltd.
5 Ashville Way
Molly Millars Lane
Wokingham
Berkshire RG41 2PL
T +44 118 9770070
F +44 118 9792969
uksales@schaffner.com
www.schaffner.uk.com

USA
Schaffner EMC Inc.
52 Mayfield Avenue
Edison, New Jersey 08837
T +1 732 225 9533
F +1 732 225 4789
usasales@schaffner.com
www.schaffner.com/us

To find your local partner within
Schaffner's global network, please go to

www.schaffner.com

May 2011

© 2011 Schaffner EMC.
Specifications subject to change without
notice. All trademarks recognized.

Schaffner is an ISO-registered company.
Its products are designed and manufac-
tured under the strict quality and environ-
mental requirements of the ISO 9001 and
ISO 14001 standards.

This document has been carefully
checked. However, Schaffner does not
assume any liability for errors or inac-
curacies.