

# HXF Series

Upgrade!

- Guaranteed short time operating temperature at 150°C
- High reliability is realized by hybrid electrolyte
- Endurance with ripple current : 4,000 hours at 135°C
- Rated voltage range : 25 to 63V<sub>dc</sub>, Capacitance range : 33 to 560μF
- For high temperature and high reliability applications.  
(Automotive equipment, Base station equipment, etc.)
- RoHS2 Compliant
- Halogen Free
- AEC-Q200 compliant : Please contact Chemi-Con for more details, test data, information.

HXF

↑ Higher ripple  
HXE

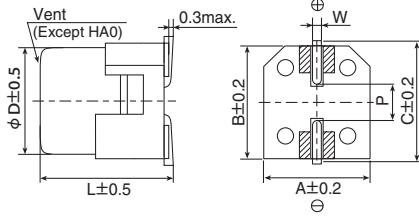
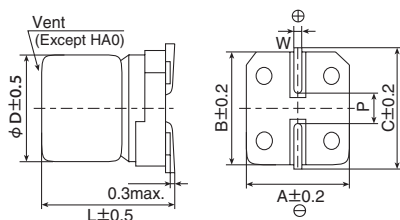


## SPECIFICATIONS

| Items  | Characteristics   |                                       |      |      |      |
|--|---|---------------------------------------|------|------|------|
| Category   | -55 to +135℃  |                                       |      |      |      |
| Temperature Range                                      | 25 to 63V <sub>dc</sub>   |                                       |      |      |      |
| Rated Voltage Range                                    | ± 20% (M)   |                                       |      |      |      |
| Capacitance Tolerance                                  | (at 20℃, 120Hz)   |                                       |      |      |      |
| Leakage Current  | I=0.01CV or 3 μ A, whichever is greater<br>Where, I : Max. leakage current (μ A) , C: Nominal capacitance(μ F) , V : Rated voltage(V)<br>(at 20℃ after 2 minutes)   |                                       |      |      |      |
| Dissipation Factor (tan δ)                             | Rated voltage(V <sub>dc</sub> )   | 25V                                   | 35V  | 50V  | 63V  |
|  | tan δ (Max.)  | 0.14                                  | 0.12 | 0.10 | 0.08 |
|  | (at 20℃, 120Hz)   |                                       |      |      |      |
| Low Temperature Characteristics (Max. Impedance Ratio) | Z(-25℃)/Z(+20℃)≤1.5<br>Z(-55℃)/Z(+20℃)≤2.0<br>(at 100kHz)   |                                       |      |      |      |
| Endurance 1  | The following specifications shall be satisfied when the capacitors are restored to 20℃ after subjected to DC voltage with the rated ripple current is applied (the peak voltage shall not exceed the rated voltage) for 4,000 hours at 125℃ or 135℃.   |                                       |      |      |      |
|  | Capacitance change  | ≤ ± 30% of the initial value          |      |      |      |
|  | D.F. (tan δ)  | ≤ 200% of the initial specified value |      |      |      |
|  | ESR   | ≤ 200% of the initial specified value |      |      |      |
|  | Leakage current   | ≤ The initial specified value         |      |      |      |
| Endurance 2  | The following specifications shall be satisfied when the temperatures of capacitors are restored to 20℃ after the rated voltage is applied for 300 hours at 150℃ and subjected to DC voltage while the rated ripple current is applied (the peak voltage shall not exceed the rated voltage) for 3,000 hours at 125℃ or 135℃. |                                       |      |      |      |
|  | Capacitance change  | ≤ ± 30% of the initial value          |      |      |      |
|  | D.F. (tan δ)  | ≤ 200% of the initial specified value |      |      |      |
|  | ESR   | ≤ 200% of the initial specified value |      |      |      |
|  | Leakage current   | ≤ The initial specified value         |      |      |      |
| Shelf Life   | The following specifications shall be satisfied when the capacitors are restored to 20℃ after exposing them for 1,000 hours at 135℃ without voltage applied. Before the measurement, the capacitor shall be preconditioned by applying voltage according to item 4.1 of JIS C 5101-4.   |                                       |      |      |      |
|  | Capacitance change  | ≤ ± 30% of the initial value          |      |      |      |
|  | D.F. (tan δ)  | ≤ 200% of the initial specified value |      |      |      |
|  | ESR   | ≤ 200% of the initial specified value |      |      |      |
|  | Leakage current   | ≤ The initial specified value         |      |      |      |
| Bias Humidity Test                                     | The following specifications shall be satisfied when the capacitors are restored to 20℃ after subjecting them to the DC rated voltage at 85℃, 85% RH for 2,000 hours.   |                                       |      |      |      |
|  | Appearance  | No significant damage                 |      |      |      |
|  | Capacitance change  | ≤ ± 30% of the initial value          |      |      |      |
|  | D.F. (tan δ)  | ≤ 200% of the initial specified value |      |      |      |
|  | ESR   | ≤ 200% of the initial specified value |      |      |      |
|  | Leakage current   | ≤ The initial specified value         |      |      |      |

## DIMENSIONS [mm]

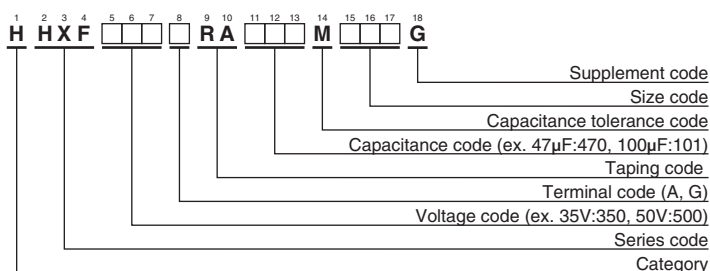
- Terminal Code : A
- Size code : HA0 to JH0
- Terminal Code : G (Vibration resistant structure)
- Size code : HA0 to JH0



| Size Code | φD | L    | A    | B    | C    | W          | P   |
|-----------|----|------|------|------|------|------------|-----|
| HA0       | 8  | 10.0 | 8.3  | 8.3  | 9.0  | 0.7 to 1.1 | 3.1 |
| JA0       | 10 | 10.0 | 10.3 | 10.3 | 11.0 | 0.7 to 1.1 | 4.5 |
| JC5       | 10 | 12.5 | 10.3 | 10.3 | 11.0 | 0.7 to 1.1 | 4.5 |
| JH0       | 10 | 16.5 | 10.3 | 10.3 | 11.0 | 1.0 to 1.3 | 4.2 |

▨ : Dummy terminals

## PART NUMBERING SYSTEM



## MARKING

EX) 35V270μF



## Rated voltage symbol

| Rated voltage (V <sub>ac</sub> ) | Symbol |
|----------------------------------|--------|
| 25                               | E      |
| 35                               | V      |
| 50                               | H      |
| 63                               | J      |

Please refer to "Product code guide (conductive polymer hybrid type)"



### ◆STANDARD RATINGS

| WV<br>(V <sub>dc</sub> ) | Cap<br>(μF) | Size code | ESR<br>(mΩ max./20°C, 100kHz) | Rated ripple current<br>(mA <sub>rms</sub> /100kHz) |       | Part No.           |
|--------------------------|-------------|-----------|-------------------------------|---|-------|--------------------|
|                          |             |           |                               | 125°C   | 135°C |                    |
| 25                       | 150         | HA0       | 18                            | 3,900   | 2,800 | HHXF250□RA151MHA0G |
|                          | 220         | HA0       | 18                            | 3,900   | 2,800 | HHXF250□RA221MHA0G |
|                          | 270         | JA0       | 16                            | 4,500   | 3,300 | HHXF250□RA271MJA0G |
|                          | 330         | JA0       | 16                            | 4,500   | 3,300 | HHXF250□RA331MJA0G |
|                          | 470         | JC5       | 14                            | 5,100   | 3,600 | HHXF250□RA471MJC5G |
|                          | 560         | JH0       | 10                            | 6,000   | 4,300 | HHXF250□RA561MJH0G |
| 35                       | 100         | HA0       | 18                            | 3,900   | 2,800 | HHXF350□RA101MHA0G |
|                          | 150         | HA0       | 18                            | 3,900   | 2,800 | HHXF350□RA151MHA0G |
|                          | 150         | JA0       | 16                            | 4,500   | 3,300 | HHXF350□RA151MJA0G |
|                          | 270         | JA0       | 16                            | 4,500   | 3,300 | HHXF350□RA271MJA0G |
|                          | 330         | JC5       | 15                            | 4,900   | 3,500 | HHXF350□RA331MJC5G |
|                          | 470         | JH0       | 11                            | 5,800   | 4,100 | HHXF350□RA471MJH0G |
| 50                       | 47          | HA0       | 24                            | 3,600   | 2,500 | HHXF500□RA470MHA0G |
|                          | 68          | HA0       | 24                            | 3,600   | 2,500 | HHXF500□RA680MHA0G |
|                          | 100         | JA0       | 20                            | 4,300   | 3,000 | HHXF500□RA101MJA0G |
|                          | 120         | JA0       | 20                            | 4,300   | 3,000 | HHXF500□RA121MJA0G |
|                          | 150         | JC5       | 17                            | 4,600   | 3,300 | HHXF500□RA151MJC5G |
|                          | 220         | JH0       | 13                            | 5,300   | 3,800 | HHXF500□RA221MJH0G |
| 63                       | 33          | HA0       | 27                            | 3,300   | 2,300 | HHXF630□RA330MHA0G |
|                          | 47          | HA0       | 27                            | 3,300   | 2,300 | HHXF630□RA470MHA0G |
|                          | 56          | JA0       | 22                            | 4,000   | 2,800 | HHXF630□RA560MJA0G |
|                          | 82          | JA0       | 22                            | 4,000   | 2,800 | HHXF630□RA820MJA0G |
|                          | 100         | JC5       | 17                            | 4,600   | 3,300 | HHXF630□RA101MJC5G |
|                          | 150         | JH0       | 13                            | 5,300   | 3,800 | HHXF630□RA151MJH0G |

□ : Enter the appropriate terminal code.

### ◆RATED RIPPLE CURRENT MULTIPLIERS

#### ●Frequency Multipliers

| Capacitance(μF) | Frequency(Hz) |      |      |      |      |      |              |
|-----------------|---------------|------|------|------|------|------|--------------|
|                 | 120           | 1k   | 5k   | 10k  | 20k  | 30k  | 100k to 500k |
| 33 to 150       | 0.10          | 0.30 | 0.50 | 0.60 | 0.75 | 0.75 | 1.00         |
| 220 to 560      | 0.10          | 0.40 | 0.60 | 0.70 | 0.80 | 0.85 | 1.00         |



- Always read "Notes on Use" before using the product in order to enable you to use the product correctly and prevent any faults and accidents from occurring.
- Request the Product Specification on the product of NIPPON CHEMI-CON CORPORATION to refer to it as well as this brochure prior to the order of the products. Some specific notes on use of the ordered product may be described in the specifications.
- The products listed in this catalog are designed and manufactured for general electronics equipment use and are not intended for use in applications that can adversely affect human life; where the malfunction of equipment may cause damage to life or property. In addition, our products are not intended to be used in specific applications that may cause a major social impact. Please consult with us in advance of usage of our products in the following listed applications. ① Aerospace equipment ② Power generation equipment such as thermal power, nuclear power etc. ③ Medical equipment ④ Transport equipment (automobiles, trains, ships, etc.) ⑤ Transportation control equipment ⑥ Disaster prevention / crime prevention equipment ⑦ Highly publicized information processing equipment ⑧ Submarine equipment ⑨ Other applications that are not considered general-purpose applications.
- The circuits described as examples in this catalog and the "delivery specifications" are featured in order to show the operations and usage of our products, however, this fact does not guarantee that the circuits are available to function in your equipment systems. We are not in any case responsible for any failures or damage caused by the use of information contained herein. You should examine our products, of which the characteristics are described in the "delivery specifications" and other documents, and determine whether or not our products suit your requirements according to the specifications of your equipment systems. Therefore, you bear final responsibility regarding the use of our products.  
Please make sure that you take appropriate safety measures such as use of redundant design and malfunction prevention measures in order to prevent fatal accidents and/or fires in the event any of our products malfunction.
- We strongly recommend our customers to purchase Nippon Chemi-Con products only through our official sales channels. We assume no responsibility for any defects or damages caused by using products purchased from outside our official sales channel or of counterfeit goods. In addition, we will ask the customer to pay the investigation cost for products purchased outside our official sales channel.
- We reserve the right to discontinue production and delivery of products. We do not guarantee that all the products included in this catalog will be available in the future.  
The aforementioned does not apply in the case of individual agreements deviating from the foregoing for customer-specific products
- We continually strive to improve the quality and reliability of our products, but in any case that our product does not meet our published specifications, please stop using it promptly and contact us immediately. As for compensation for non-conforming goods delivered by Chemi-Con, we will limit it only to goods found in non-compliance of our published specifications. This may be accomplished by a no cost replacement of non-conforming individual products, a credit of the piece price paid per each individual non-conforming product, or in other ways deemed necessary.  
In addition, we have an established system with enhanced traceability, therefore we will limit the applicable lot items for any potential compensation.

[Part Numbering System](#)

[Part Numbering System \(Appendix\)](#)

[Standardization](#)

[Available Items by Manufacturing Locations](#)

[Environmental Measures](#)

[Technical Note](#)

[Precautions and Guidelines](#)

[Recommended Soldering Conditions](#)

[Taping, Lead-preforming, Terminal and Packaging Options](#)