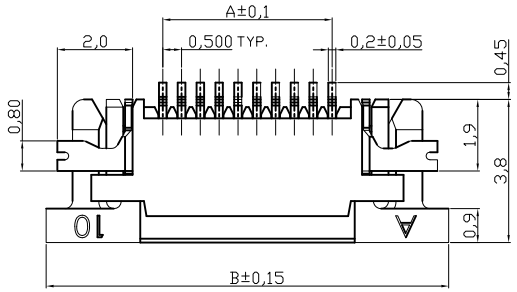

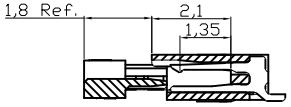

SECTION X-X

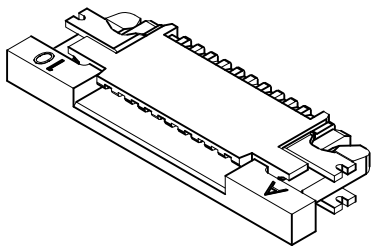

NOTES:

1.Body : Nylon 6T with 30% GF. UL94V-0 Color Nature ③
2.Slider : Nylon 6T with 30% GF. UL94V-0 Color Black
3.Contact : Phosphor Bronze
4.Fixed tab :Brass with Matte Tin plated
5.Plating: Matte Tin plated over Nickel
6.Contact style: Upside contact

AFFC23-xx-050-SHT-x

Packing:
R= Tape & Reel
T= Tube

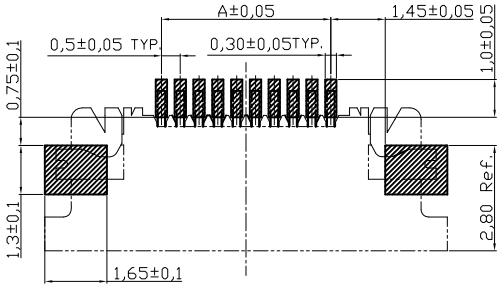

Sold Pad Pattern

A= 0.50x No. of Spaces
B= A + 6.2
C= A + 1.1 ③
*Available in 5 though 65 circuits

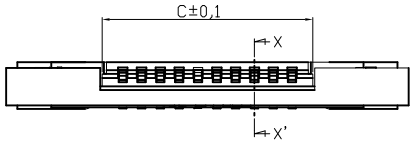

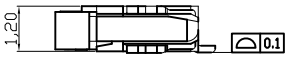

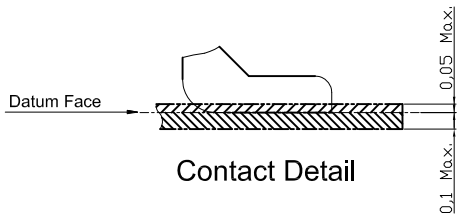

Contact Detail

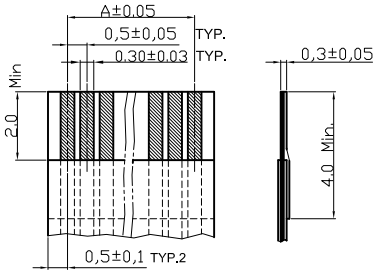

Accommodated FFC/FPC

RoHS compliant

Scale	1:1
TOLERANCE	
.X	±0.15
.XX	±0.10
.XXX	±0.05
DIM	TOL
X.°	±1°
X.X°	±X°
Angle	TOL

Id.	Modification	Date	Name
③	Change material and add circuits	21.04.2010	Dean
②	Corrected drawing No.	20.04.2010	Dean
①	Drawn	03.08.2009	Dean

	Date	Name
Drawn	03.08.2009	Dean
Approved	21.04.2010	Hellwig

ASSMANN WSW components

Customer-No.

ASSMANN WSW-No.
AFFC23-xx-050-SHT-x

Drawing-No. ②
ASS 3630 CO

rev03

Replace

SHEET 1 / 2

NOTES:

1.10 sprocket hole pitch cumulative tolerance ±0.20 .
2.Carrier Camber is within 1 mm in 250mm.
3.Material :Clear,Transparent Polystyrene Alloy(UP-6000).
4.All dimensions meet EIA-481-B requirements.
5.Thickness :0.40±0.05mm.
6.Packing length per 22" reel : 98.5 Meters.
7.Componet load per 13" reel :4000 pcs .

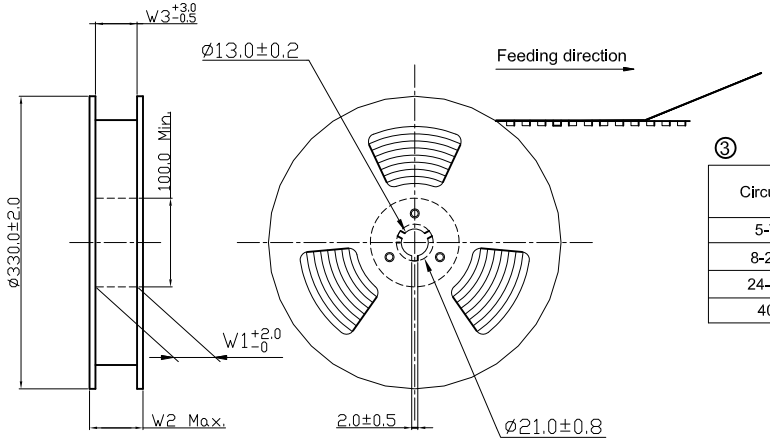

③

Circuits	Dimension					Packing (Reel/Caton)
	E	F	W1	W2	W3	
5-7	16.0	-	16.5	22.5	16.5	11
8-22	24.0	-	24.5	30.5	24.5	9
24-33	32.0	28.40	32.5	38.5	32.5	7
40	44.0	40.40	44.5	50.4	44.5	5

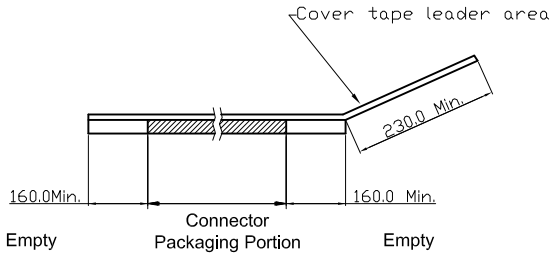

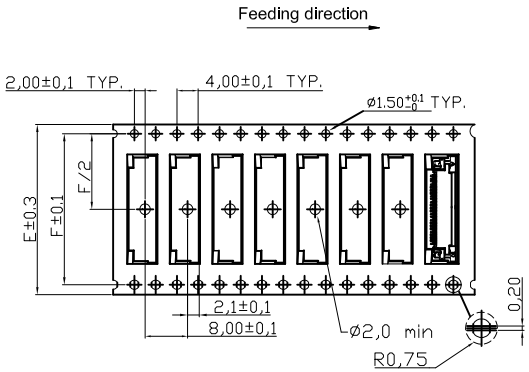

WIDTH:32, 44 mm Carrier

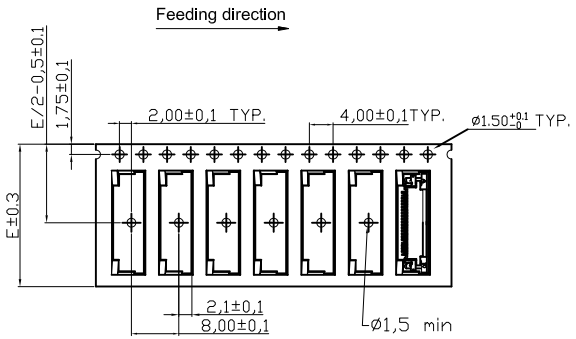

WIDTH:16 24 mm Carrier

RoHS compliant

Scale	Free
TOLERANCE	
.X	±X
.XX	±X
.XXX	±X
DIM	TOL
X.°	±1°
X.X°	±X°
Angle	TOL

Id.	Modification	Date	Name
③	Change material and add circuits	21.04.2010	Dean
②	Corrected drawing No.	20.04.2010	Dean
①	Drawn	03.08.2009	Dean

	Date	Name
Drawn	03.08.2009	Dean
Approved	21.04.2010	Hellwig

ASSMANN WSW components

Customer-No.

ASSMANN WSW-No.
AFFC23-xx-050-SHT-x

Drawing-No.
ASS 3630 CO

rev03

Replace

SHEET 2 / 2