


UPSI-1208D

12 VDC / 8 A

- ✓ 12V DC UPS (DIN rail version)
- ✓ Intelligent power sharing
- ✓ Regulated output voltage
- ✓ Min. load disconnect
- ✓ Battery disconnect
- ✓ Power fail timer
- ✓ Battery start function
- ✓ External signal shutdown
- ✓ Battery hot swap
- ✓ Reboot function
- ✓ Fuel gauge



NEW



Technical data

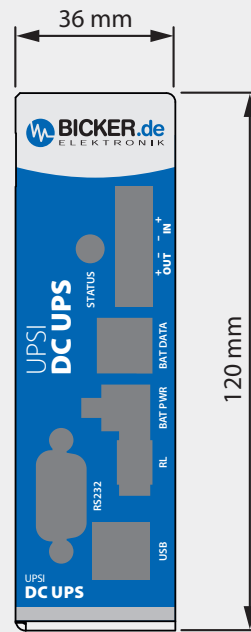
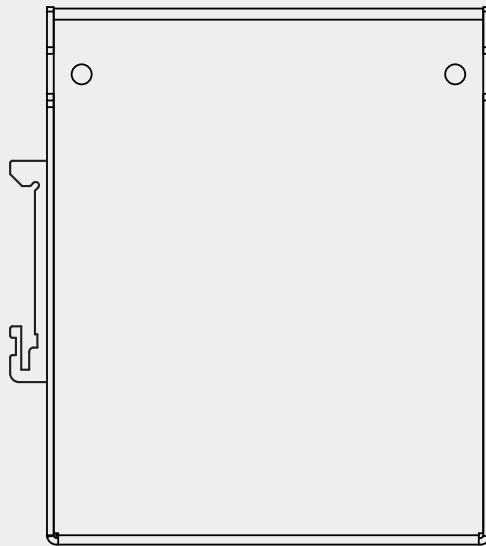
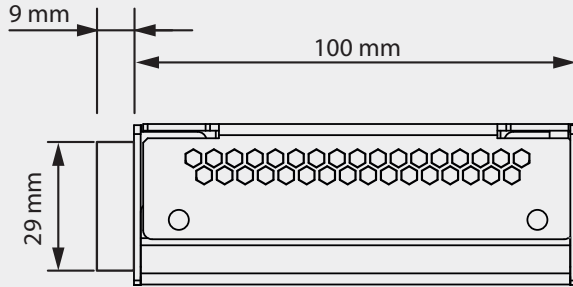
Input voltage	12 VDC (11.5...16 V)
Input current	9.5 A max.
Output voltage	Normal mode: $V_{in} - 0.3V$ (Full load) Backup: 12 VDC
Output current	8 A max.
Battery charge current nom.	4 A max. on input
Charging method	CC/CV/CP
Protection	Deep discharge protection Overcurrent protection Reverse polarity protection
Interface	USB, RS232, USB-HID
Type of battery	LiFePO4, Supercaps
Safety / EMC	CE
Temperature	Operating: -20...+70 °C / Storage: -20...+70 °C
Max. operation altitude	5000 m
Derating (depending on operation altitude)	1500 m operation altitude or higher: 3.5 W / 500 m or reduction of operation temperature of 3.5 °C / 500 m
Humidity	Operating: 10...85 % RH, non-condensing / Storage: 10...90 % RH, non-condensing
Dimensions (WxDxH)	36 x 100 x 120 mm ±0.5 mm
Weight (net)	0.25 kg

Product specific data

Battery monitoring	Battery test is executed in normal mode
Shutdown detection	Via load sensor
Reboot function	Reboot function and time can be configured by software
Load sensor	Configurable via UPSI HID-Battery-Parameter software (download at www.bicker.de) UPS shuts down after 15 sec, if connected load decreases below set value and UPS is being in battery mode
Timer function	Configurable via UPSI HID-Battery-Parameter software in steps of single seconds (3600 sec max)
External signal shutdown	UPS can be configured to shut down on external signal (e.g. ignition) with delay set in steps of single seconds (3600 sec max)
Backup time	See datasheets of battery packs
Relay	Dry contact on power fail (Normal mode: open / Backup mode: closed) Relay switching current max 0.5 A @ 125 V AC / 1 A @ 24 VDC

Drawing UPSI-1208D

Tolerance ± 0.5 mm



Battery packs for UPSI-1208D

Technology	P/N	Description	V _{out} regulated	P _{out}	Dimensions approx. WxDxH	Temperature (charging & backup)	Nominal backup time
LiFePO4	BP-LFP-1025D	LiFePO4, 1p3s, 2.5 Ah, 25 Wh, 9.9V _{nom'} , 26650	12...30V	100 W	45x100x120 mm	-20...+55 °C	~ 25 min @ 50W ~ 12 min @ 100W
EDLC (Supercaps)	BP-SUC-1011D	EDLC, 1p4s 10.4V _{nom'} , 100 F, 1.8 kJ (useful 1.1 kJ)	12...30V	100 W	63x100x120 mm	-20...+70 °C	~20 s @ 50W ~ 8 s @ 100W
	BP-SUC-1020D	EDLC, 2p4s 10.4V _{nom'} , 100 F, 3.6 kJ (useful 2 kJ)	12...30V	100 W	63x100x120 mm	-20...+70 °C	~ 40 s @ 50W ~ 16 s @ 100W

Larger capacities on request

P/N explanation battery packs

BP – **XXX** – **YYZZD**
Battery Pack LFP = LiFePO4 **YY** Approx. nom. V
SUC = Supercaps **ZZ** Capacitance (LiFePO4 in 10⁻¹ Ah) or useful energy (Supercaps in 10⁻¹ kJ)
D DIN rail casing

Example:

BP-LFP-1025D

BP Battery Pack

LFP Storage medium: LiFePO4

10 9.9 V_{nom}

25 2.5 Ah

D DIN rail casing