

1

2

3

4

5

6

7

A

A

B

B

C

C

D

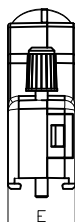
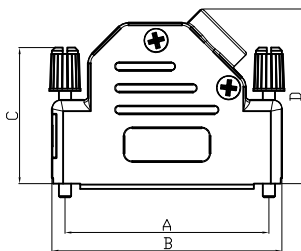
D

E

E

F

F



Order Code

AMET - XX - RS - 45
1

1 No. of contacts
09,15,25,37

Black anodized version on request

09-poles only with one knurledge screw available

Delivery Includes

- 2 half-sheets
- 2 knurledge screws
- 2 screws
- 8 half shells of strain relief

SPECIFICATION MATERIAL Features

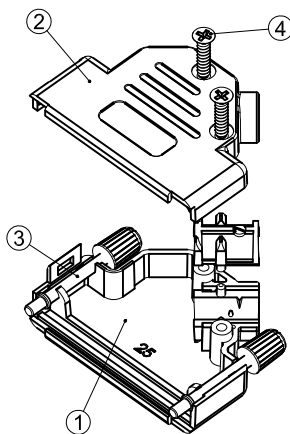
Material and finish
Zinc-die-cast,nickel plated

Temperature range
-40° to +120°

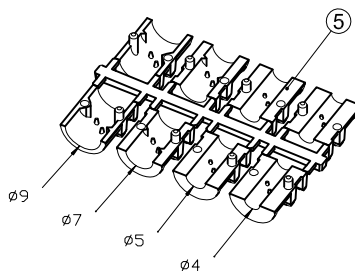
Cable diameter
4.0-13.0mm

Attenuation factor
>40 dB between
30Mhz and 1Ghz

Requirements
VDE 0871,FCC 20780,
89/336/EU



ITEM NO.	DESCRIPTION
1	Cover bottom
2	Cover top
3	Jack screws
4	Screws
5	Strain relief



Dimensions					
No.of contacts	A	B	C	D	E
09	25	31.0	31.3	36.2	14.6
15	33.3	39.3	31.3	40.2	14.6
25	47.0	53.2	31.3	40.2	14.6
37	63.5	69.7	31.3	40.2	14.6

RoHS compliant
Unit: mm

Scale	Free					Date	Name	Customer-No.
TOLERANCE						Drawn	02.07.2007	Hellwig
X.						Approved	28.03.2011	Hellwig
X.X		③	Change dimension	28.03.2011	Rale			ASSMANN WSW-No. AMET-xx-RS-45
X.XX		②	Redrawn	28.06.2010	Dean			Drawing-No. ASS 0411A CO
DIM	TOL	①	Drawn	02.07.2007	Hellwig			rev03
X.°								
X.X°								
Angle	TOL	Id.	Modification	Date	Name			Replace
								Sheet

1

2

3

4

5

6

7

G

G

H

H